

TECHNICAL MANUAL

**DIRECT SUPPORT AND GENERAL SUPPORT MAINTENANCE
REPAIR PARTS AND SPECIAL TOOLS LISTS
(INCLUDING DEPOT MAINTENANCE REPAIR PARTS AND SPECIAL TOOLS)**

FOR

**HEADSET-MICROPHONE H-182/PT
(NSN 5965-00-069-8885)**

TECHNICAL MANUAL

**DIRECT SUPPORT AND GENERAL SUPPORT MAINTENANCE
REPAIR PARTS AND SPECIAL TOOLS LISTS
(INCLUDING DEPOT MAINTENANCE REPAIR PARTS AND SPECIAL TOOLS)**

FOR

**HEADSET-MICROPHONE H-182/PT
(NSN 5965-00-069-8885)**

TECHNICAL MANUAL }
 No. 11-5965-283-34P }

HEADQUARTERS
 DEPARTMENT OF THE ARMY
 WASHINGTON, DC, 7 April 1980

**DIRECT SUPPORT AND GENERAL SUPPORT MAINTENANCE
 REPAIR PARTS AND SPECIAL TOOLS LISTS
 (INCLUDING DEPOT MAINTENANCE REPAIR PARTS AND SPECIAL TOOLS)
 FOR**

**HEADSET-MICROPHONE H-182/PT
 (NSN 5965-00-069-8885)**

Current as of 6 November 1979

REPORTING ERRORS AND RECOMMENDING IMPROVEMENTS

You can help improve this manual. If you find any mistakes or if you know of a way to improve the procedures, please let us know.. Mail your letter, DA Form 2028 (Recommended Changes to Publications and Blank Forms), or DA Form 2028-2 located in the back of this manual direct to Commander, US Army Communications and Electronics Materiel Readiness Command, ATTN: DRSEL-ME-MQ, Fort Monmouth, NJ 07703.

In either case a reply will be furnished direct to you.

Table of Contents

	Page	Illus Figure
SECTION I. Introduction	1	
II. Repair parts list	5	
GROUP 00 Headset-Microphone H-182/PT	5	1
Headset-Microphone H-182/PT, Cable Assembly Special Purpose	9	2
Headset-Microphone H-182/PT, Earphone and Microphone Assembly	13	3
Headset-Microphone H-182/PT, Headband Assembly	15	4
Section III. Special tools list (Not applicable)		
IV. National stock number and part number index	16	

I This manual, together with TM 11-5965-283-20P, 7 April 1980, supersedes so much of TM 11-5965-283-15, 4 March 1968 as pertains to repair parts and special tools list.

SECTION I

INTRODUCTION

1. Scope

This manual lists spares and repair parts; special tools; special test, measurement, and diagnostic equipment (TMDE), and other special support equipment required for performance of direct support and general support maintenance of the H-182/PT. It authorizes the requisitioning and issue of spares and repair parts as indicated by the source and maintenance codes.

2. General

This Repair Parts and Special Tools List is divided into the following sections:

a. Section II. Repair Parts List. A list of spares and repair parts authorized for use in the performance of maintenance. The list also includes parts which must be removed for replacement of the authorized parts. Parts lists are composed of functional groups in numeric sequence, with the parts in each group listed in figure and item number sequence.

b. Section III. Special Tools List. Not applicable.

c. Section IV. National Stock Number and Part Number Index. A list, in National item identification number (N I IN) sequence, of all National stock numbers (NSN) appearing in the listings, followed by a list, in alphameric sequence, of all part numbers appearing in the listings. National stock numbers and part numbers are cross-referenced to each illustration figure and item number appearance.

3. Explanation of Columns

a. Illustration. This column is divided as follows:

(1) *Figure number.* Indicates the figure number of the illustration on which the item is shown.

(2) *Item number.* The number used to identify item called out in the illustration.

b. Source, Maintenance, and Recoverability (SMR) Codes.

(1) *Source code.* Source codes indicate the manner of acquiring support items for maintenance, repair, or overhaul of end items. Source codes are entered in the first and second positions of the Uniform SMR Code format as follows:

Code

Definition

PA—Item procured and stocked for anticipated or known usage.

XD—A support item that is not stocked. When required, item will be procured through normal supply channels.

NOTE

Cannibalization or salvage may be used as a source of supply for any items source coded above except those coded XA and aircraft support items as restricted by AR 700-42.

(2) *Maintenance code.* Maintenance codes are assigned to indicate the levels of maintenance authorized to USE and REPAIR support items. The maintenance codes are entered in the third and fourth positions of the Uniform SMR Code format as follows:

(a) The maintenance code entered in the third position will indicate the lowest maintenance level authorized to remove, replace, and use the support item. The maintenance code entered in the third position will indicate one of the following levels of maintenance:

Code

Application/Explanation

O—Support item is removed, replaced, used at the organizational level.

F—Support item is removed, replaced, used at the direct support level.

(b) The maintenance code entered in the fourth position indicates whether the item is to be repaired and identifies the lowest maintenance level with the capability to perform complete repair (*i.e.*, all authorized maintenance functions). This position will contain one of the following maintenance codes:

Code

Application/Explanation

F—The lowest maintenance level capable of complete repair of the support item is the direct support level.

Z—Nonreparable. No repair is authorized.

(3) *Recoverability code.* Recoverability codes are assigned to support items to indicate the disposition action on unserviceable items. The recovera-

bility code is entered in the fifth position of the Uniform SMR Code format as follows:

Recoverability
codes

Definition

Z—Nonreparable item. When unserviceable, condemn and dispose at the level indicated in position 3.

F—Reparable item. When uneconomically reparable, condemn and dispose at the direct support level.

H—Reparable item. When uneconomically reparable, condemn and dispose at the general support level.

c. *National Stock Number.* Indicates the National stock number assigned to the item and will be used for requisitioning purposes.

d. *Part Number.* Indicates the primary number used by the manufacturer (individual, company, firm, corporation, or Government activity), which controls the design and characteristics of the item by means of its engineering drawings, specifications, standards, and inspection requirements to identify an item or range of items.

NOTE

When a stock numbered item is requisitioned, the repair part received may have a different part number than the part being replaced.

e. *Federal Supply Code for Manufacturer (FSCM).* The FSCM is a 5-digit numeric code listed in SB 708-42 which is used to identify the manufacturer, distributor, or Government agency, etc.

f. *Description.* Indicates the Federal item name and, if required, a minimum description to identify the item.

g. *Unit of Measure (U/M).* Indicates the standard of the basic quantity of the listed item as used in performing the actual maintenance function. This measure is expressed by a two-character alphabetical abbreviation (e.g., ea, in, pr, etc). When the unit of measure differs from the unit of issue, the lowest unit of issue that will satisfy the required units of measure will be requisitioned.

h. *Quantity Incorporated in Unit.* Indicates the quantity of the item used in the breakout shown on the illustration figure, which is prepared for a functional group, subfunctional group, or an assembly.

4. Special Information

The following publications pertain to the H-182/PT and its components:

TM 11-5965-283-15, Headset-Microphone H-182/PT.

TM 11-5965-283-20P, Headset-Microphone H-182/PT.

5. How to locate Repair Parts

a. When National stock number or part number is unknown.

(1) *First.* Using the table of contents, determine the functional group within which the item belongs. This is necessary since illustrations are prepared for functional groups and listings are divided into the same groups.

(2) *Second.* Find the illustration covering the functional group to which the item belongs.

(3) *Third.* Identify the item on the illustration and note the illustration figure and item number of the item.

(4) *Fourth.* Using the Repair Parts Listing, find the figure and item number noted on the illustration.

b. When National stock number or part number is known.

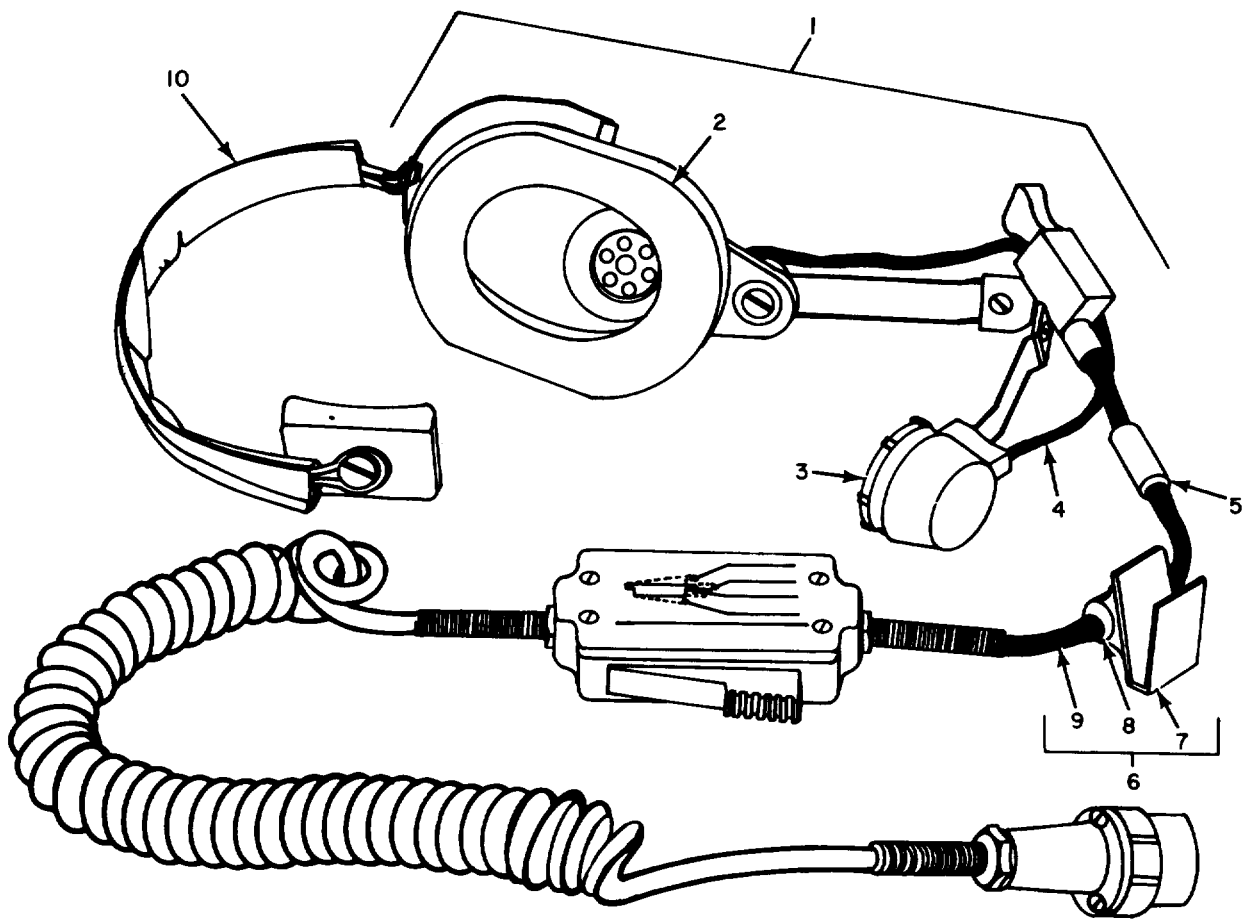
(1) *First.* Using the Index of National Stock Numbers and Part Numbers, find the pertinent National stock number or part number. This index is in NIIN sequence followed by a list of part numbers in alphameric sequence, cross-referenced to the illustration figure number and item number.

(2) *Second.* After finding the figure and item number, locate the figure and item number in the repair parts list.

6. Abbreviations

Not applicable.

(Next printed page is 4)

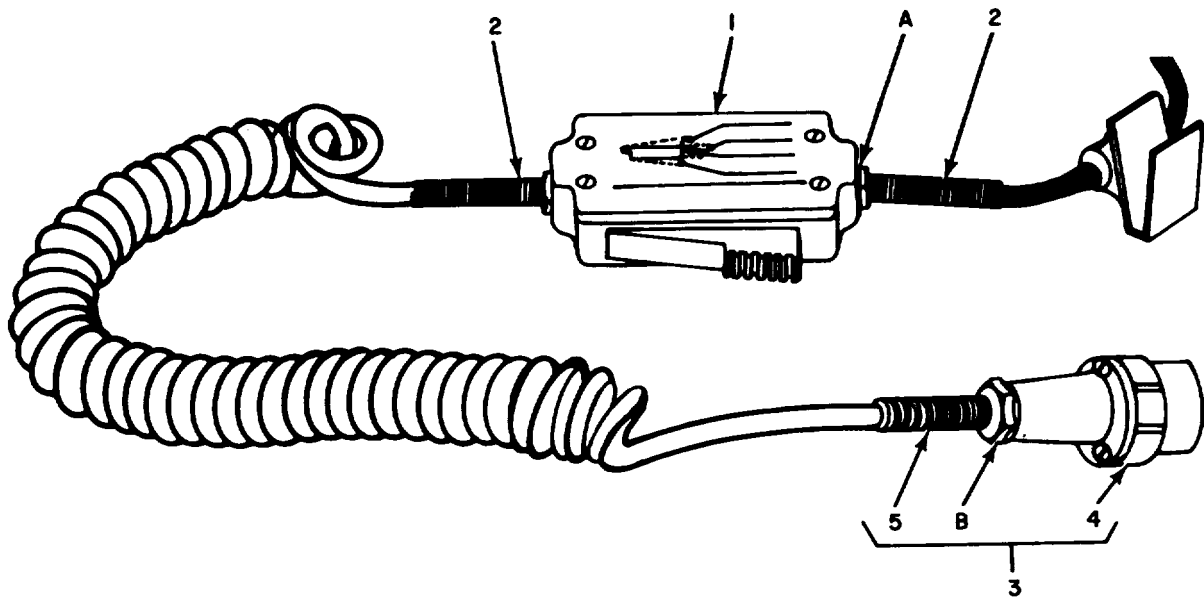


EL6JW001

Figure 1. Headset-Microphone

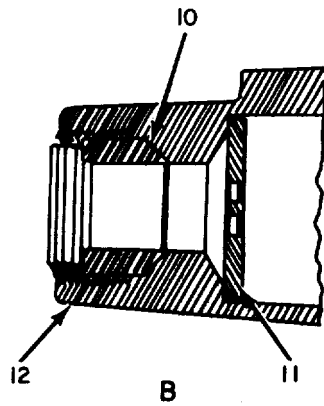
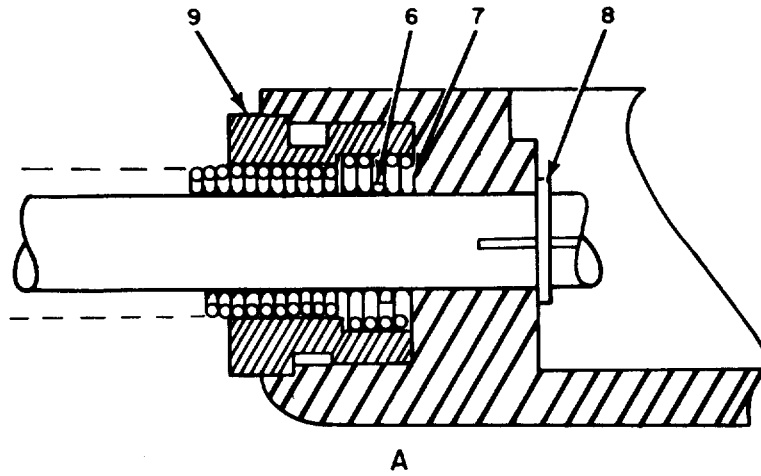
SECTION II

(1)	(2)	(3)	(4)	(5)	(6)	(7)	(8)
ILLUSTRATION							
(a)	(b)	NATIONAL			DESCRIPTION		QTY
FIG	ITEM	STOCK	PART			USABLE ON CODE	INC
NO.	NO.	NUMBER	NUMBER	FSCM			IN
							UNIT
					GROUP 00 HEADSET-MICROPHONE H-182/PT		
1	1	XDFFF	21953	18068	EARPHONE,MIC ASSY		EA 1
1	2	XDFFF	21973	18068	EARCUP ASSEMBLY		EA 1
1	3	XDFFF	21974	18068	MICROPHONE ASSEMBLY		EA 1
1	4	PAFFF	5995-00-059-5179	21948	18068	CABLE ASSEMBLY SET	EA 1
1	5	XDFZZ	21977	18068	BAND, IDENTIFICATION		EA 1
1	6	XDFFF	21951	18068	CABLE ASSEMBLY,SP		EA 1
1	7	PAFZZ	5965-00-058-1277	21691	18068	CLIP,MICROPHONE	EA 1
1	8	XDFZZ	22028	18068	GROMMET,RUBBER		EA 1
1	9	XDFZZ	21945	18068	CABLE ASSEMBLY,SP		EA 1
1	10	PAFZZ	5965-00-058-1288	SM-C-430274	80063	HEADBAND,HEADSET	EA 1



EL6JW002

Figure 2. Headset-Microphone H-182/PT, Cable Assembly Special Purpose
(Sheet 1 of 2).

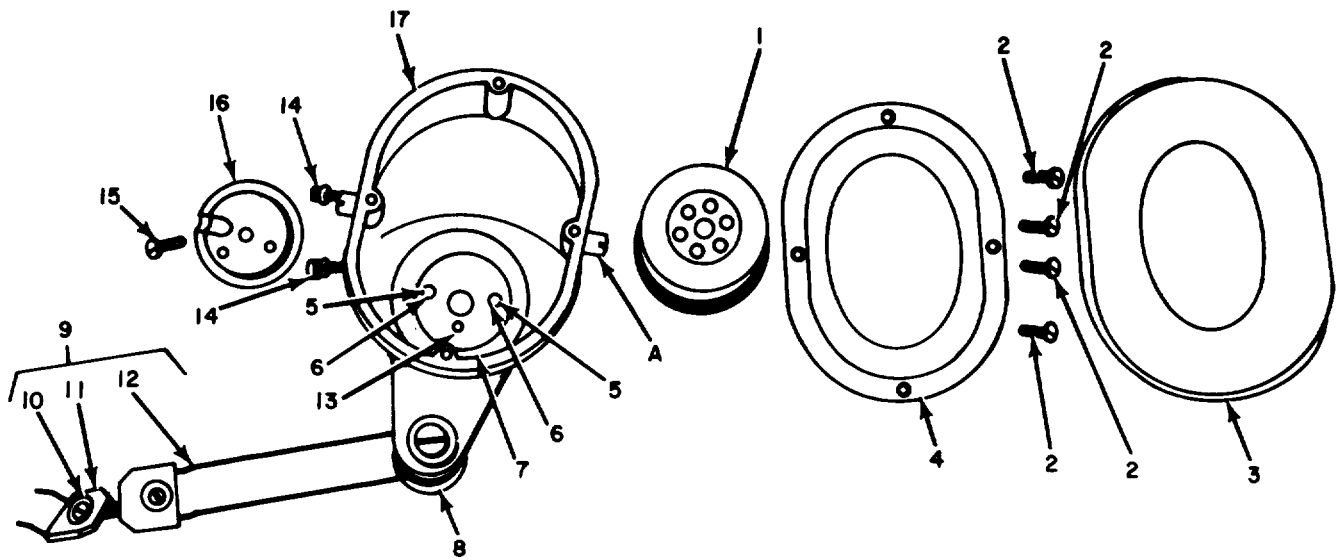


EL6JW003

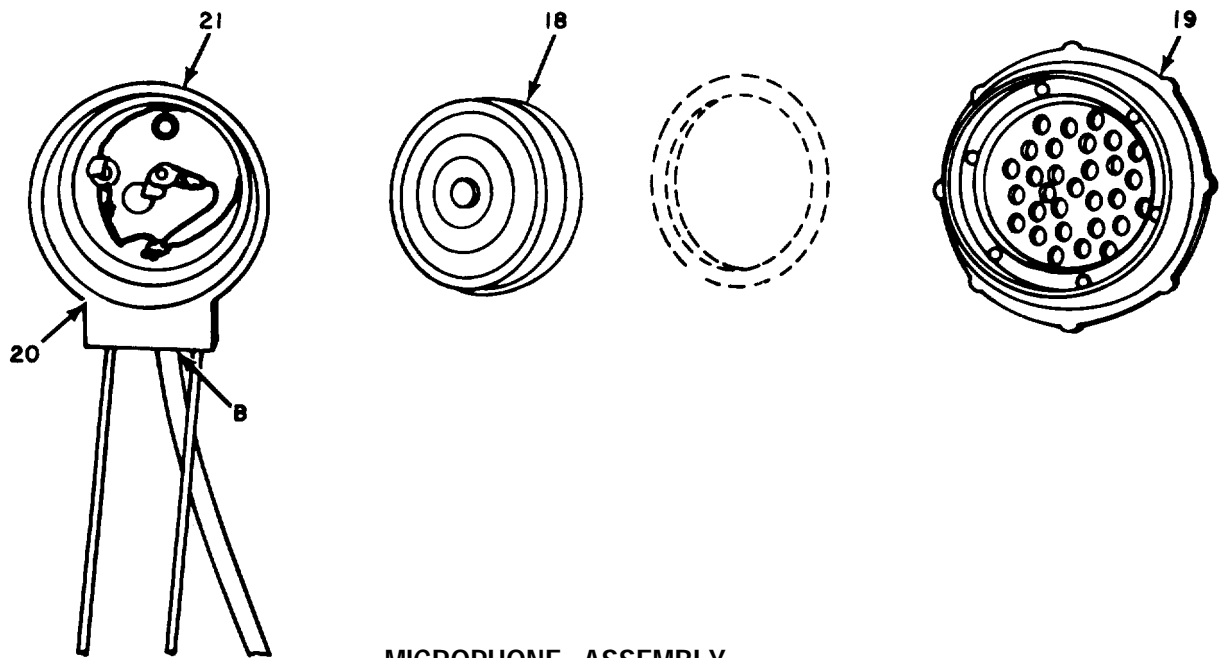
Figure 2. Headset-Microphone H-182/PT, Cable Assembly Special Purpose
(Sheet 2 of 2).

SECTION II

(1)	(2)	(3)	(4)	(5)	(6)	(7)	(8)
ILLUSTRATION							
(a)	(b)	NATIONAL			DESCRIPTION		QTY
FIG	ITEM	STOCK	PART	FSCM		USABLE ON CODE	INC
NO.	NO.	NUMBER	NUMBER				IN
							UNIT
2	1	PAFZZ 5930-00-058-8598	10235	18068	SWITCH, PUSH		EA 1
2	2	PAFZZ 5965-00-058-1271	21928	18068	SPRING, SLEEVE		EA 2
2	3	XDFZZ	CX2151/U	80058	CORD ASSY, ELEC		EA 1
2	4	PAFZZ 5935-00-577-8677	U-161/U	81349	CONNECTOR, PLUG, ELEC		EA 1
2	5	PAFZZ 5965-00-058-1271	21928	18068	SPRING, SLEEVE		EA 2
2	6	PAFZZ 5310-00-880-9110	21925	18068	WASHER, FLAT		EA 2
2	7	XDOZZ	2-10-5700-5	02697	PACKING, PREFORMED		EA 2
2	8	XDFZZ	20822	18068	RING, CLAMPING		EA 2
2	9	PAFZZ 5975-00-059-3646	21918	18068	BUSHING, ELECTRICAL		EA 2
2	10	XDOZZ	2-10-5700-5	02697	PACKING, PREFORMED		EA 1
2	11	PAFZZ 5975-00-059-3646	21918	18068	BUSHING, ELECTRICAL		EA 2
2	12	PAFZZ 5310-00-880-9110	21925	18068	WASHER, FLAT		EA 1



EARCUP, GUIDE BOOM & SWIVEL ASSEMBLIES



MICROPHONE ASSEMBLY

EL6JW004

Figure 3. Headset-Microphone H-182/PT, Earphone and Microphone Assembly
(Sheet 1 of 2).

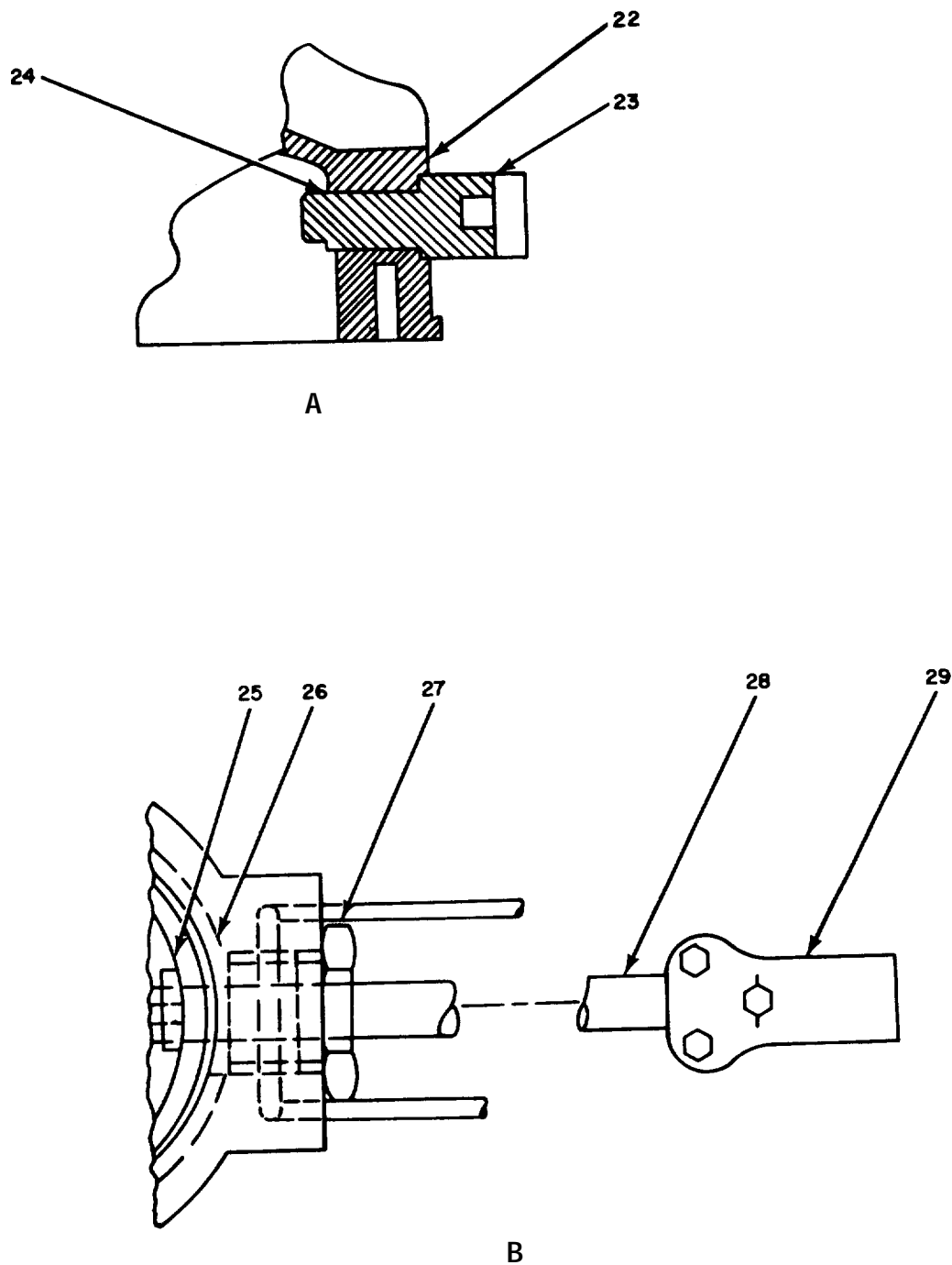
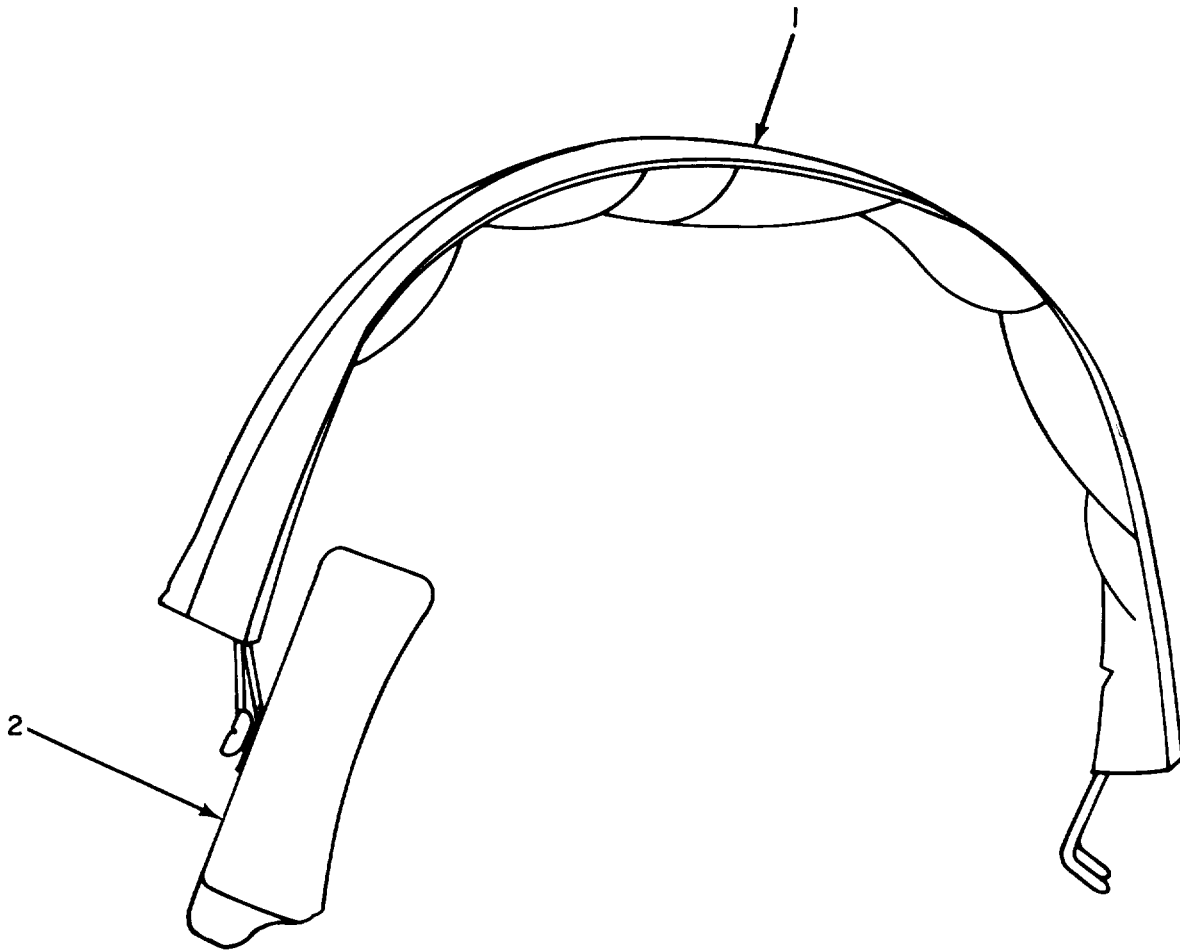


Figure 3. Headset-Microphone H-182/PT, Earphone and Microphone Assembly (Sheet 2 of 2).

EL6JW005

SECTION II

(1) ILLUSTRATION (a) FIG NO.	(2) (b) ITEM NO.	(3) SMR CODE	(4) NATIONAL STOCK NUMBER	(5) PART NUMBER	(6) FSCM	(7) DESCRIPTION USABLE ON CODE	(8) QTY INC IN UNIT
3	1	PAOZZ	5965-00-549-0220	TA-235/PT	80058	RECEIVER ELEMENT	EA 1
3	2	PAFZZ	5305-00-880-9575	21689	18068	SCREW, TAPPING, THREA	EA 4
3	3	PAOZZ	5965-00-058-1246	21681	18068	CUSHION, EARPIECE	EA 1
3	4	XDFZZ		21901	18068	COVER	EA 1
3	5	XDFZZ		21926	18068	SCREW, MACHINE	EA 2
3	6	PAOZZ	5330-00-252-6048	MS29513-6	96906	PACKING, PREFORMED	EA 2
3	7	XDOZZ		2-133-5700-5	02697	PACKING, PREFORMED	EA 1
3	8	PAFZZ	5965-00-058-1283	21969	18068	MICROPHONE GUIDE	EA 1
3	9	PAFFH	4030-00-880-2580	10234	18068	SWIVEL ASSEMBLY, JAW	EA 1
3	10	PAFZZ	5340-00-880-8019	21914	18068	STRAP, RETAINING	EA 1
3	11	XDOZZ		2-121-5700-5	02697	PACKING, PREFORMED	EA 2
3	12	XDFZZ		21937	18068	BOOM, UPPER	EA 1
3	13	XDFZZ		SM-B-544233	80063	BREATHER	EA 2
3	14	XDFZZ	5305-00-059-8226	MS35214-1	96906	SCREW, MACHINE	EA 2
3	15	XDFZZ		MS35229-4	96906	SCREW, MACHINE	EA 1
3	16	XDFZZ		21902	18068	COVER, EARPHONE	EA 1
3	17	XDFZZ		21900	18068	EARCUP	EA 1
3	18	PAOZZ	5965-00-296-9456	SM-B-145957	80063	MICROPHONE ELEMENT	EA 1
3	19	PAOZZ	5965-00-058-1245	21906	18068	COVER, MICROPHONE	EA 1
3	20	XDOZZ		2-121-5700-5	02697	PACKING PREFORMED	EA 2
3	21	XDFZZ		SM-B-544233	80063	BREATHER	EA 1
3	22	XDFZZ		21916	18068	PLATE, PIVOT	EA 2
3	23	XDFZZ		21915	18068	PIVOT	EA 2
3	24	PAFZZ	5365-00-598-1138	MS16633-4012	96906	RING, RETAINING	EA 2
3	25	XDFZZ		20822	18068	RING, CLAMPING	EA 1
3	26	PAOZZ	5330-00-252-6048	MS29513-6	96906	PACKING, PREFORMED	EA 1
3	27	XDFZZ		21917	18068	BUSHING, ELECTRICAL	EA 1
3	28	PAFZZ	6145-00-539-8058	WD-34/U	81349	CORD, ELECTRICAL	FT 1
3	29	XDFZZ		JJ-055	81349	JACK, TELEPHONE	EA 1



EL6JWO06

Figure 4. Headset-Microphone H-182/PT, Headband Assembly.

SECTION II

(1)	(2)	(3)	(4)	(5)	(6)	(7)	(8)
ILLUSTRATION							QTY
(a)	(b)		NATIONAL		DESCRIPTION		INC
FIG	ITEM	SMR	STOCK	PART			IN
NO.	NO.	CODE	NUMBER	NUMBER	FSCM	USABLE ON CODE	U\M
							UNIT
4	1	PAOZZ	5965-00-010-6529	21922	18068	COVER, HEADBAND	EA 1
4	2	PAOZZ	5965-00-058-1286	21929	18068	PAD, HEADBAND	EA 1

NATIONAL STOCK NUMBER AND PART NUMBER INDEX

NOTE: LATEST NATIONAL STOCK NUMBER AND PART NUMBER ASSIGNMENTS ARE INCLUDED AT END OF INDEX

STOCK NUMBER	FIGURE NO.	ITEM NO.	STOCK NUMBER	FIGURE NO.	ITEM NO.
5965-00-010-6529	4	1	5975-00-059-3646	2	11
5965-00-058-1245	3	19	5995-00-059-5179	1	4
5965-00-058-1246	3	3	5330-00-252-6048	3	6
5965-00-058-1271	2	2	5330-00-252-6048	3	26
5965-00-058-1271	2	5	5935-00-577-8677	2	4
5965-00-058-1277	1	7	5365-00-598-1138	3	24
5965-00-058-1283	3	8	4030-00-880-2580	3	9
5965-00-058-1286	4	2	5340-00-880-8019	3	10
5965-00-058-1288	1	10	5310-00-880-9110	2	6
5930-00-058-8598	2	1	5310-00-880-9110	2	12
5975-00-059-3646	2	9	5305-00-880-9575	3	2

PART NUMBER	FSCM	FIG. NO.	ITEM NO.	PART NUMBER	FSCM	FIG. NO.	ITEM NO.
CX2151/U	80058	2	3	21901	18068	3	4
JJ-055	81349	3	29	21902	18068	3	16
MS16633-4012	96906	3	24	21906	18068	3	19
MS29513-6	96906	3	6	21914	18068	3	10
MS29513-6	96906	3	26	21915	18068	3	23
				21916	18068	3	22
MS35229-4	96906	3	15	21917	18068	3	27
SM-B-145957	80063	3	18	21918	18068	2	9
SM-B-544233	80063	3	13	21918	18068	2	11
SM-B-544233	80063	3	21	21922	18068	4	1
SM-C-430274	80063	1	10	21925	18068	2	6
TA-235/PT	80058	3	1	21925	18068	2	12
U-161/U	81349	2	4	21926	18068	3	5
WD-34/U	81349	3	28	21928	18068	2	2
10234	18068	3	9	21928	18068	2	5
10235	18068	2	1	21929	18068	4	2
2-10-5700-5	02697	2	7	21937	18068	3	12
2-10-5700-5	02697	2	10	21945	18068	1	9
2-121-5700-5	02697	3	11	21948	18068	1	4
2-121-5700-5	02697	3	20	21951	18068	1	6
2-133-5700-5	02697	3	7	21953	18068	1	1
20822	18068	2	8	21969	18068	3	8
20822	18068	3	25	21973	18068	1	2
21681	18068	3	3	21974	18068	1	3
21689	18068	3	2	21977	18068	1	5
21691	18068	1	7	22028	18068	1	8
21900	18068	3	17				

LATEST NATIONAL STOCK NUMBER ASSIGNMENTS

STOCK NUMBER	FIGURE NO.	ITEM NO.	STOCK NUMBER	FIGURE NO.	ITEM NO.
5305-00-059-8226	3	14			
5965-00-296-9456	3	18			
6145-00-539-8058	3	28			
5965-00-549-0220	3	1			

LATEST PART NUMBER ASSIGNMENT

PART NUMBER	FSCM	FIG. NO.	ITEM NO.	PART NUMBER	FSCM	FIG. NO.	ITEM NO.
MS35214-1	96906	3	14				

RECOMMENDED CHANGES TO EQUIPMENT TECHNICAL MANUALS



SOMETHING WRONG WITH THIS MANUAL?

THEN... JOT DOWN THE DOPE ABOUT IT ON THIS FORM, TEAR IT OUT, FOLD IT AND DROP IT IN THE MAIL!

FROM: (YOUR UNIT'S COMPLETE ADDRESS)
 Commander
 Stateside Army Depot
 ATTN: AMSTA-US
 Stateside, N.J. 07703
 DATE 10 July 1975

PUBLICATION NUMBER: TM 11-5840-340-20P
 DATE: 23 Jan 78
 TITLE: Radar Set AN/PRC-76

BE EXACT... PIN-POINT WHERE IT IS				IN THIS SPACE TELL WHAT IS WRONG AND WHAT SHOULD BE DONE ABOUT IT:
PAGE NO.	PARA-GRAPH	FIGURE NO.	TABLE NO.	
33				For item 2, change the NSN to read: 5835-00-134-9186. <u>Reason:</u> Accuracy.
44		19		Identify the cover on the junction box (item no. 5). <u>Reason:</u> It is a separate item and is not called out on figure 19.
45				Add the cover of the junction box as an item in the listing for figure 19. <u>Reason:</u> Same as above.

TYPED NAME, GRADE OR TITLE, AND TELEPHONE NUMBER: SSG I. M. DeSpirito 999-1776
 SIGN HERE: *SSG I. M. DeSpirito*

FILL IN YOUR
UNIT'S ADDRESS

FOLD BACK

DEPARTMENT OF THE ARMY

OFFICIAL BUSINESS

Commander
US Army Communications and
Electronics Materiel Readiness Command
ATTN: DRSEL-ME-MQ
Fort Monmouth, New Jersey 07703

FOLD BACK


TEAR ALONG DOTTED LINE

FILL IN YOUR
UNIT'S ADDRESS



FOLD BACK

DEPARTMENT OF THE ARMY



OFFICIAL BUSINESS

Commander
US Army Communications and
Electronics Materiel Readiness Command
ATTN: DRSEL-ME-MQ
Fort Monmouth, New Jersey 07703

TEAR ALONG DOTTED LINE

FOLD BACK

By Order of the Secretary of the Army:

E. C. MEYER
General, United States Army
Chief of Staff

Official:

J. C. PENNINGTON
Major General, United States Army
The Adjutant General

DISTRIBUTION:

To be distributed in accordance with DA Form 12-51 Direct and General maintenance requirements for SB-22/PT

